Year 7 Guidance Evening

13 November 2018

Purpose of the Evening

- To explain our setting process.
- To explain how we use the information we have been given about your child.
- To highlight some key dates when you should receive more information from us.
- To give you some advice about how you can help your child succeed in Year 7 and beyond.
- To explain the pastoral care and initiatives that have been introduced.

How are the sets arranged in Year 7?

There are two populations in Year 7: A and B.

A	B
1	1
2	2
3	3
4	

Cognitive Ability Tests (CATs)

- These are taken by all Year 7 pupils early in their first term.
- There are four areas – Verbal, Quantitative, Non Verbal and Spatial which roughly relate to Literacy, Numeracy and Flexibility of Thinking.
- We use the separate scores to help us identify any potential barriers to learning.

You will have received your child's CAT scores this evening

Setting

July 2018

- KS2 standardised scores used to initially set all pupils

November 2018

- CAT (Cognitive Ability Tests) results allow us to look more closely at the accuracy of the sets and discuss any anomalies.
- November: Data drop 21st November in which all subject areas submit data.

November 2018

- All pupils have completed a full term of work and reports go home.
- We now use KS2 scores, CAT scores and subject data to review all the sets. It is inevitable that there will be changes.

February & April 2019

- Using subject assessments and professional judgements, sets are reviewed again and pupils may move groups.

June 2019 and beyond

- Setting is reviewed after a full year of work and sets are altered for September 2018.
- Set moves also take place after each data drop for Y8 and Y9.

How do we ensure your child is making the expected Level of Progress?

Department for Education

- The processes for assessment have changed.
- In 2022 when your child receives their GCSE results the grades will be numbers (grades 1-9)

Grading new GCSEs from 2017

New grading structure	Current grading structure
9	A*
8	
7	A
6	B
5 STRONG PASS	
4 STANDARD PASS	C
3	D
2	E
	F
1	G
U	U

How do we ensure your child is making the expected Level of Progress?

- In line with the new GCSE changes we have adapted our school target-setting system to fit with the new assessment guidelines.
- We will use Reading and Maths standardised scores (KS2) and CATs data to help us set aspirational targets for your child.
- Your child will have a GCSE target grade to aspire to from Y7.
- We will use a flightpath system to effectively monitor and track progress throughout Y7-11.

CAT Score

Set from FFT 20 (High)

Average CAT Score

Average						KS4 Final
120	4+	5+	6+	7+	8+	8
119	4+	5+	6+	7+	8+	8
118	4+	5+	6+	7+	8+	8
117	4+	5+	6+	7+	8+	8
116	4=	5=	6+	7+	8=	8
115	4=	5=	6+	7+	8=	8
114	4=	5=	6+	7+	8=	8
113	3+	4+	6=	7=	8=	8
112	3+	4+	6=	7=	8=	8
111	3+	4=	5+	6=	7+	7
110	3+	4=	5+	6=	7=	7
109	3+	4=	5+	6=	7=	7
108	3+	4=	5=	5+	6+	6
107	3+	4=	5=	5+	6=	6
106	3+	4=	5=	5+	6=	6
105	3+	4=	4+	5=	5+	5
104	3+	4=	4+	5=	5+	5
103	3=	3+	4=	4+	5=	5
102	3=	3+	4=	4+	5=	5
101	3=	3+	4=	4+	5=	5
100	2+	3=	3+	4=	4+	4
99	2=	2+	3=	3+	4=	4
98	2=	2+	3=	3+	4=	4
97	1+	2=	2+	3=	3+	3
96	1+	2=	2+	3=	3+	3
95	1=	1+	2=	2+	3=	3
94	1=	1+	2=	2+	3=	3
93	1=	1+	2=	2+	3=	3
92	1=	1+	2=	2+	3=	3
91	1=	1=	1+	2=	2+	2
90	1=	1=	1+	2=	2+	2
89	1=	1=	1+	2=	2+	2
88	W=	W+	1+	2=	2+	2
87	W=	W+	1+	2=	2+	2
86	W=	W+	1=	1+	2=	2
85	W=	W+	1=	1+	2=	2
84	W=	W+	1=	1+	2=	2
83	W=	W+	1=	1+	2=	2
82	W=	W+	1=	1+	2=	2
81	W=	W+	1=	1+	2=	2
80	W=	W+	1=	1+	2=	2
BLW	W=	W+	1=	1+	2=	2

Science Flightpath Example

How will I be informed about my child's progress in school?

- Every year there will be a Guidance Evening.
- We will report to you four times a year.
- Reports tell you how your child is progressing towards their targets, their conduct and their attitude to learning.
- ***Parents Evening*** –Thursday 28 February.

What have Year 7 pupils been studying English?

- Transition Unit – Sky Hawk.
- Travel Writing.

English Curriculum

YEAR 7	AUTUMN 1	AUTUMN 2	SPRING 1	SPRING 2	SUMMER 1	SUMMER 2
	6 WEEKS 2 WEEKS CATS TESTS BASELINE ASS.: *Sky Hawk* 4 WEEKS TRAVEL WRITING	7 WEEKS ACCELERATED READER *A Monster Calls* *Holes* *Buddy/Boy*	6 WEEKS MAGAZINE PROJECT	6 WEEKS NATURE POETRY *Daffodils* *Nettles* *Follower* *Digging*	5 WEEKS OUR DAY OUT	7 WEEKS SHOW & TELL
ASSESSMENTS	INFORMAL LETTER	BOOK REVIEW	ARTICLE	PART A RESPONSE	EXTRACT (CHARACTER)	SPEAKING & LISTENING
SPaG	Capital letters Full stops Comma splice Paragraphs	Apostrophes ie/ei Two words	Colons Semi-colons Hyphens	Vocabulary Spellings	Speech marks Inverted commas	SPaGtacular Competition

How to help your child in English

- Encourage them to read their Accelerated Reader book at home. Question them about it!
- We strongly encourage all pupils to read for pleasure – whether this be fiction or non-fiction (magazines, blogs and fact books all count!).
- If you can, take your child to see live theatre.
- Ask them to read with younger siblings.
- Encourage them to proofread their homework (in any subject) and make corrections.

Accelerated Reader

Bookbuzz

How to help your child in Maths

- Pupils are set according to their ability and have 4 lessons each week
- Each class follows a suitable pathway to enable them to achieve their target grade.

Class	Year 7 Stage	Year 8 Stage
7A1	5	6
7A2	4	5
7A3	4	5
7A4	4	5
7B1	3	4
7B2	3	4
7B3	2	3

Stage 3	Stage 4
Measures (2)	Decimals (2)
Adding and subtracting (2)	Measures (1)
Algebraic manipulation (1)	Formulae (1)
Factors multiples and primes (2)	Multiplying and dividing (2)
Averages (1)	Volume (1)
Rounding and limits (1)	Negative numbers (2)
Multiplying and Dividing (2)	Angles (1)
Area (2)	Averages (2)
	Rounding and limits (1)

How to help your child in Maths

Topic Based Assessments are completed at the end of each unit of work.

Learning Objectives	R	A	G
Add up to 3 digit numbers using a written method which involves carrying			
Subtract up to 3 digit numbers using a written method which involves borrowing			
Use inverse operation			
Know all number bonds up to 100			
Use mental methods for addition of pairs of 1 and 2 digit numbers with a 3 digit number (with either hundreds, tens or units)			
Use mental methods for subtraction of pairs of 1 and 2 digit numbers with a 3 digit number (with either hundreds, tens or units)			
Solve worded problems involving adding and subtracting up to 3 digit numbers			
Solve multistep problems involving addition and subtraction			
Understand the commutative law and associative law for adding			
Use approximation to check answers			

NAME: _____ **DATE:** _____

Topic Based Assessment

Stage 2 Adding and Subtracting

Equipment needed: pen

1) Show me a pair of 2 digit numbers with a sum of 46

Answer: _____, _____ (2)

2) Calculate 427 + 891

Answer: _____(2)

3) Complete the missing number below

_____ + 621 = 883

(2)

4) Use mental methods to calculate the following:

a) 20 + 340 = _____

b) 550 – 6 = _____ (2)

How to help your child in Maths

MyMaths.co.uk
Bringing maths alive



Equipment (The Big 6)

Pen, pencil, ruler, protractor, pair of compasses and a scientific calculator

Websites

Support of school

Organisation

MathsWatch

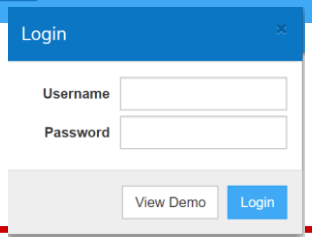

Maths Doctor

Homework Club

How to help your child in Maths

Speak positively

Praise

Support at home

Involve

Recognise

The Resilient Student

Fixed mind-set		Growth mind-set
	VS	
Leads to a desire to look smart and therefore a tendency to:		Leads to a desire to learn and therefore a tendency to:
AVOID CHALLENGES	CHALLENGES	EMBRACE CHALLENGES
GIVE UP EASILY	OBSTACLES	PERSIST IN THE FACE OF SET BACKS
SEE EFFORT AS FRUITLESS OR WORSE	EFFORT	SEE EFFORT AS A PATH TO MASTERY
IGNORE USEFUL FEEDBACK	CRITICISM	LEARN FROM CRITICISM
FEEL THREATENED BY THE SUCCESS OF OTHERS	SUCCESS OF OTHERS	FIND LESSONS AND INSPIRATION IN THE SUCCESS OF OTHERS

The Development of Growth Mindset

Starts in the home → **Is reinforced in school** → **Applied throughout life!**

Initiatives and events

- Year 7 Retreats
- Holy Cross Feast Day & Mass
- Extra-curricular activities
- European Day of Languages
- Maths Week
- Literacy Day
- Tutor Representative elections
- Collective Worship

Coming up soon

- Tutor group led assemblies
- Advent Liturgy
- School Council elections
- School Council meeting
- Reports
- Sporting events

Homework Extra-Curricular Organised

SUCCESS

Attendance Friendship Behaviour

Friends of Holy Cross

- A fundraising group of parents & friends of Holy Cross school who work to raise funds through fun fundraising ideas and projects.
- All pupils to benefit from the opportunities that this extra funding enables.
- Join FHC 100 club to win a monthly cash prize. £1 a month to join.
- Fashion Event raised £1,300.
- New members are always welcome.



Year 7 Guidance Evening

Thank you for attending
and we trust the evening
has been useful